

# Round or Square Table Assembly



**Top Leg Fits into Bottom Leg**



**Legs Assembled**



**Seat Bottoms (4 inserts)**



## **SEAT ASSEMBLY**

Bracket w/ 4 holes

2 Bolts 1/2" x 5 1/2"

1/2" washers- 4qty 1/2" nuts - 2qty



**Bottom of Seat**

**Leg**

**Seat Bottom with  
plate lined up with insert**



**Bottom of Seat**


**Seat Bottom with  
bolts (3/8" x 1-14")  
and washers (3/8" x 1/2")**



**Table Bottoms**  
(4 inserts only 2 needed)



**LEG ASSEMBLY**  
1 Bracket w/ 3 holes x 2 sides  
2 bolts (3/8" x 1-1/4")  
2 small washers (3/8")  
2 large washers (1/2")



**TABLE ASSEMBLED TO LEGS**  
1 bolt (3/8" x 1-1/4")  
1 washer (3/8")  
1 large washer (1/2")

**Bolt, Washer & Nut for Seat Assembly**




**Bolt 5-1/2" x 1/2"**  
**Washer (3/8")**  
**Large washer (1/2")**  
**Nut 1/2"**

**Bolt & Washers for Seat, Leg & Table**



**Bolt (3/8" x 1-1/4")**  
**Washer (3/8")**  
**Large washer (1/2")**


**Table & Leg Bracket**



**Table Side**

**Leg Side**

**Seat & Leg Bracket**



**Seat Side**

**Leg Side**